
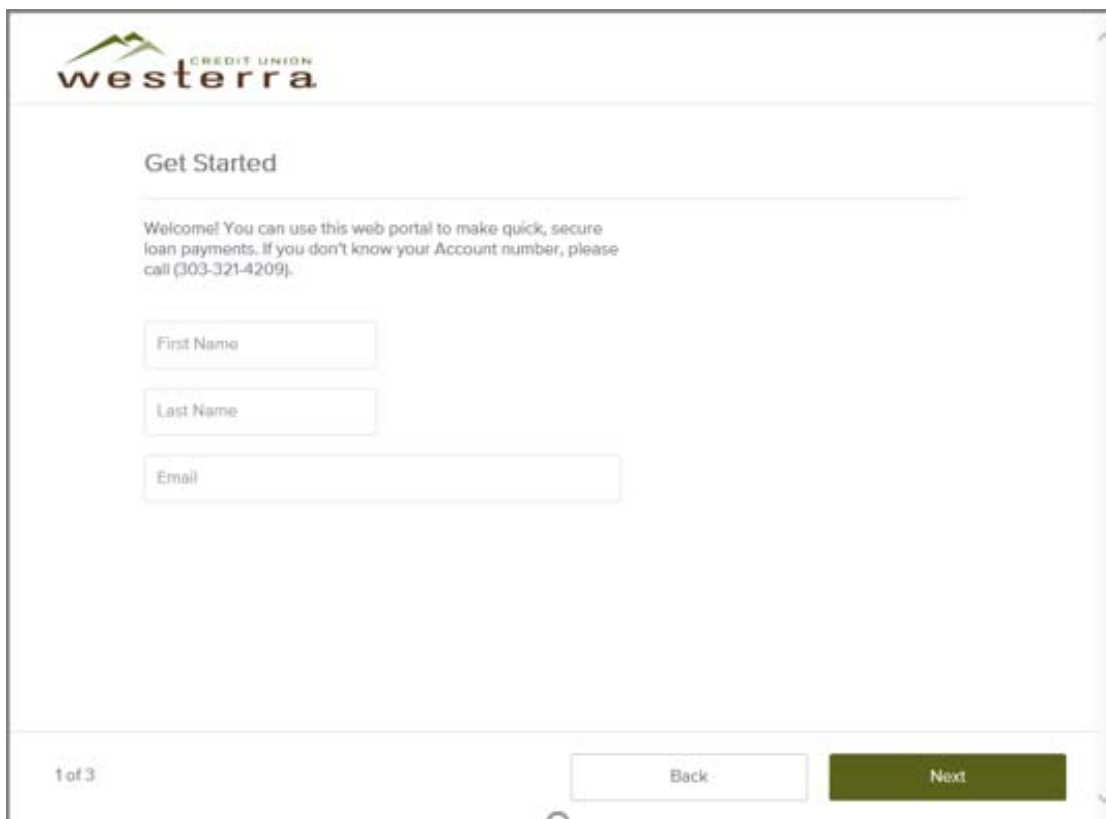


Clicking the *Online Payment Center* link will direct you to our Payment Center Log In page. From here, you can register (allowing you to save your payment method, schedule payments for later dates and view your payment history) or make a one-time payment as a guest using Express Pay. With Express Pay, you can make a payment that day only, but you are not creating an account.



The screenshot shows the Westerra Credit Union Payment Center Log In page. At the top center is the Westerra logo, which consists of a green mountain range icon above the word "westerra" in a dark brown, lowercase sans-serif font, with "CREDIT UNION" in a smaller, uppercase font above "westerra". Below the logo is a welcome message: "Welcome to our new Payment Center! If you haven't registered for the new site please do so by clicking the Register button below." There are two input fields: "Email" and "Password". Below these is a dark green "Log In" button. Underneath the "Log In" button is a link that says "Forgot your Password?". At the bottom of the form area are two buttons: "Express Pay" and "Register". The "Register" button is dark green, while the "Express Pay" button is white with a dark border.

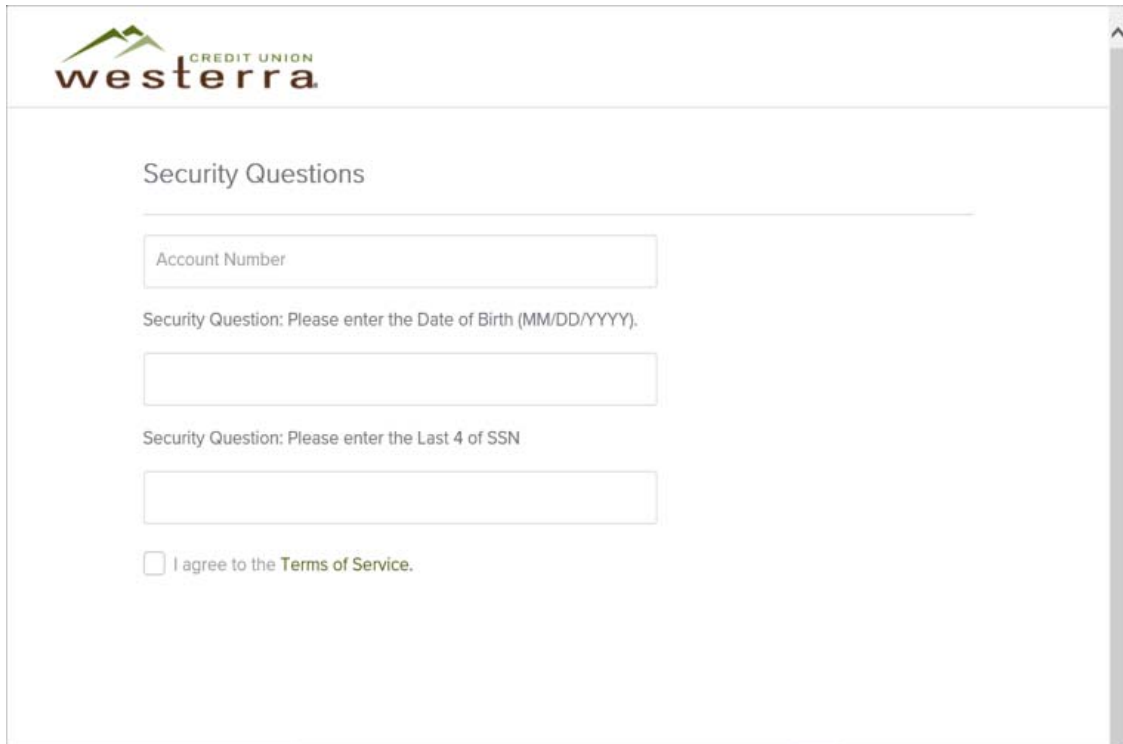
When you click *Register*, you will be asked to provide your first and last name and email address. In order to complete your registration, you will need to know your Westerra account number. If you do not know your account number please call 303-321-4209.



The screenshot shows the Westerra Credit Union "Get Started" registration page. At the top left is the Westerra logo, identical to the one in the previous screenshot. Below the logo is the heading "Get Started". Underneath is a welcome message: "Welcome! You can use this web portal to make quick, secure loan payments. If you don't know your Account number, please call (303-321-4209)." There are three input fields: "First Name", "Last Name", and "Email". At the bottom of the page, there is a "1 of 3" indicator on the left, and two buttons: "Back" and "Next". The "Next" button is dark green, while the "Back" button is white with a dark border.

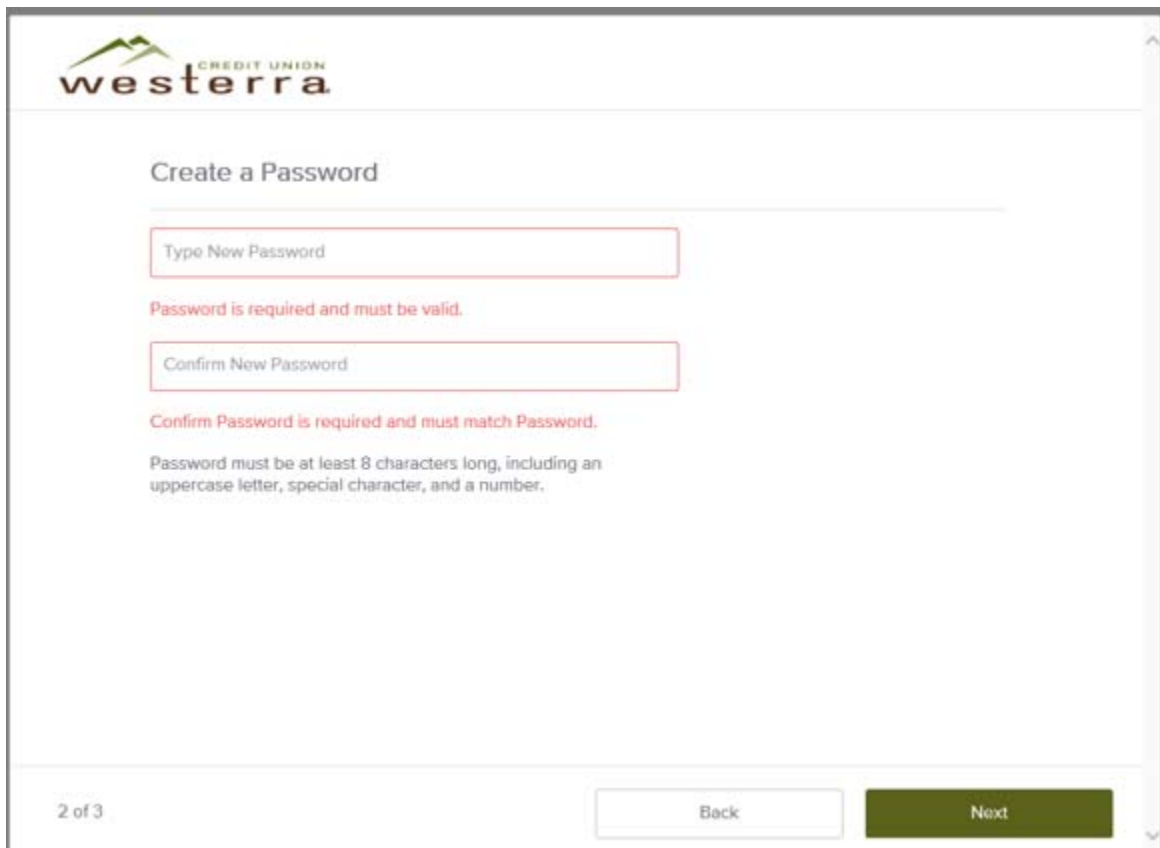
Next, enter your account number, date of birth and last 4 digits of your Social Security Number. If the information entered does not match our records or is entered incorrectly, you will see a message that reads “We could not find your account details.”

- Reminder:
 - Enter your account number only. Do not include a share or loan ID.



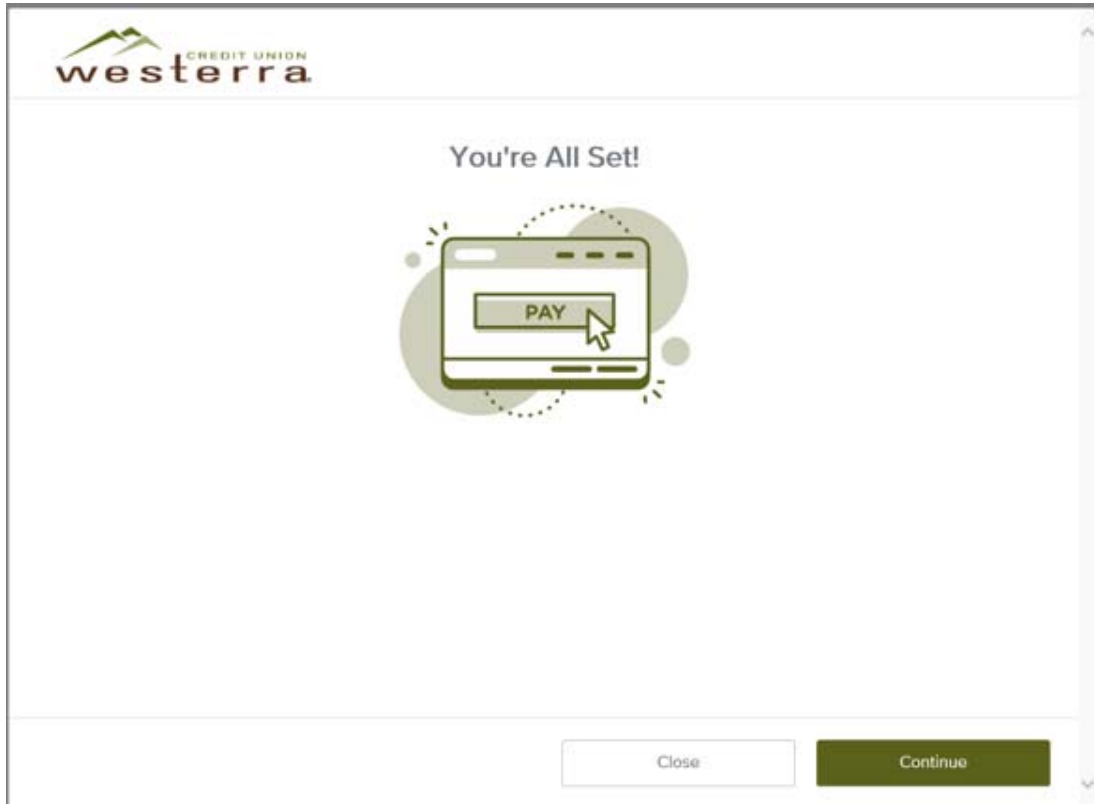
The screenshot shows the Westerra Credit Union logo at the top left. Below the logo, the heading "Security Questions" is centered. There are three input fields: the first is labeled "Account Number"; the second is preceded by the text "Security Question: Please enter the Date of Birth (MM/DD/YYYY)"; the third is preceded by "Security Question: Please enter the Last 4 of SSN". At the bottom, there is a checkbox labeled "I agree to the Terms of Service."

Next, you will create and confirm your password:

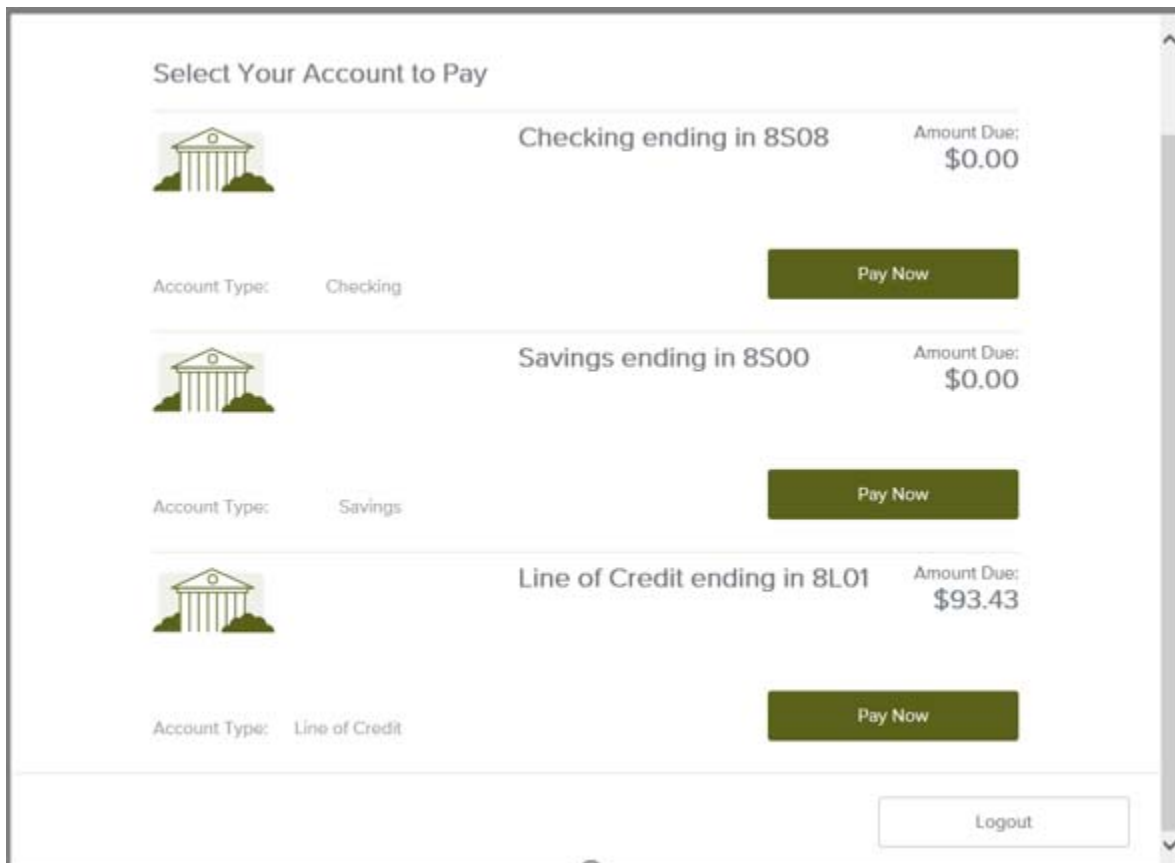



The screenshot shows the Westerra Credit Union logo at the top left. Below the logo, the heading "Create a Password" is centered. There are two input fields: the first is labeled "Type New Password" and has a red border; the second is labeled "Confirm New Password" and also has a red border. Below the first field, there is a red error message: "Password is required and must be valid." Below the second field, there is a red error message: "Confirm Password is required and must match Password." At the bottom of the page, there is a page indicator "2 of 3" on the left, and two buttons: "Back" (white with a grey border) and "Next" (solid green).

The following screen will appear confirming your registration. Click *Continue*.



Here you can view deposit and loan accounts. When you click on *Pay Now*, you will be asked to enter the debit card information you will be using to make the payment.





Accounts & Loans History Profile

Payment Information

Pay Using

Summary

Loan #8L01.

Amount To Pay	\$93.43
Fees	\$12.00
Total Payment	\$105.43


Billing Address

Enter Payment Amount

\$

1 of 3

Click *Next*, and you will be asked to verify the payment details and agree to the payment disclosure. Once you have read and selected “I agree to the following,” click *Submit Payment*. After submitting the payment you will see a confirmation page and will also receive a confirmation email.



Accounts & Loans History Profile

Verify Payment

Review your payment information. If you need to make changes, select “Back.” When you are ready to proceed, select “Submit Payment.”

Pay To Account Ending In:	8L01
Payment Date:	5/21/18
Pay Using:	Card ending in [REDACTED]
Bill Amount:	\$93.43
Fees:	\$12.00
Total:	\$105.43

I agree to the following:

Today's date is 5/21/18. Do you authorize Westerra Credit Union-Self Service to initiate a single transaction from your card in the amount of \$105.43 which includes a Convenience Fee of \$12.00? This amount will be applied to your Line of Credit account ending in 8L01.

2 of 3